

ACADEMIC SENATE AGENDA
August 29, 2011

1. CALL TO ORDER: 3:00 p.m. in room 220 Aline Wilmot Skaggs Building
2. MINUTES: May 2, 2011 1
3. REQUEST FOR NEW BUSINESS:
4. CONSENT CALENDAR
 - a. Senate Appointments & Election: 5
 - i. Parliamentarian
 - ii. Senate-Institutional Policy Committee Liaison
 - iii. Vacancies on Senate Executive Committee
 - b. Appendix I: Resignations, Administrative and Faculty Appointments
 - c. Appendix II: Auxiliary and Limited Term Appointments
 - d. Appendix III: Emeritus Appointments
5. EXECUTIVE COMMITTEE REPORT:
6. REPORT FROM ADMINISTRATION:
7. REPORT FROM ASUU:
8. NOTICE OF INTENT:
 - a. Proposed Revision 5 of Policy 6-003; Curriculum Policy Review Board 6
9. DEBATE CALENDAR:
 - a. Proposal for the Center for Extreme Data Management Analysis and Visualization 8
 - b. Proposal for the Center for Cell and Genome Science 16
 - c. Name change for the MS in Pharmacotherapy to MS in Pharmacotherapy Outcomes Research & Health Policy 40
10. INFORMATION CALENDAR:
 - a. New Rule R1-007A (Demonstrations and Picketing at Health Care Facilities) 45
11. NEW BUSINESS:
12. ADJOURNMENT:

ACADEMIC SENATE MINUTES
May 2, 2011

Call to Order

The regular meeting of the Academic Senate, held on May 2, 2011, was called to order at 3:05 p.m. by James E. Metherall, Senate President. The meeting was held in room 115 C. Roland Christensen Center.

Roll:

Present: Stephen Alder, Peter Alfeld, James Anderson, Lisa Aspinwall, Richard Barton, Amanda Barusch, David Bjorkman, Kumi Boike, John Bowman, Francis Brown, Craig Caldwell, David Carrier, Steve Carson, Reaz Chaudhuri, Kuan Chen, Vincent Cheng, Margaret Clayton, Ronald Coleman, Suzanne Darais, Larry DeVries, Lee Dibble, Kristina Diekmann, Nadja Durbach, Richard Ernst, Leslie Francis, Robert Fujinami, Bruce Gale, Michael Goodman, Max G. Hanna, Sandra Hasstedt, Vladimir Hlady, Harriet Hopf, Howard Horwitz, Eric Hutton, Wen Kuo, Sharee Lane, Stephen Lessnick, Anthea Letsou, Joelle Lien, Teri Mauch, Joseph Metz, William C. Michel, Kathryn Morton, Allyson Mower, Chris Myers, Rachel Nardo, A. Chris Nelson, Lester Partlow, Chris Peterson, Martin Rechsteiner, Andrea Rorrer, Sonia Salari, Janet Shaw, James Sibthorp, Paula Smith, Randall Stewart, Orest Symko, David Viskochil, Norm Waitzman

Excused: Pat Hanna

Ex-officio: Robert Flores, John Francis, Nancy Lines, Paul Mogren, James Metherall, Annie Nebeker-Christensen, Susan Olson, David Pershing, Octavio Villalpando, Chuck Wight, Shawnee Willoughby, Michael Young

Others: Jennifer Allie, Martha Bradley, Ann Floor, Greg Hatch, Bob Hill, Liz Leckie, Lauren Liange, Kelly MacArthur, Marnie Powers-Torrey, Brian Snapp, Phyllis Vetter, Amy Wildermuth, Joanne Yaffe

Excused without Proxy: Bob Allen, Tami Beck, Joanna Bettmann, David Blair, Doug Cartwrite, George Cassidy, Michael Chen, Breanne Chipman, Eva Comollo, Sean Erickson, Richard Forster, Timothy Garrett, Gwyndolynn Gentry, Charles Grissom, Henryk Hecht, Lauren Holland, Martin Horvath, Tom Huckin, Chase Jardine, Douglas Jones, Keith Keddington, Karl Lin, Kim Martinez, John Metcalf, Ann Mooney, Ryan Morrison, Chad Nielsen, Alison Regan, Steve Reynolds, Kristina Rodriguez, Nelson Roy, Jeremy Sanchez, Sara Schneider, Joseph Sin, Sandy Smith, Jeff Stratman, Bryce Williams, Chase Winder, Angela Yetman

Approval of Minutes

The minutes of the Academic Senate meeting of April 4, 2011, were approved following a motion from Jim Anderson which was seconded by Larry DeVries.

Special Order of Business

James E. Metherall discussed Election of Senate President-elect & Election of Senate Executive Committee. A reminder was given to participate in the new electronic voting for all other Senate Committees via the email that was sent on April 27, 2011. If any questions please contact the Academic Senate Office.

A brief bio summary was given by President Elect nominees Steve Alder & Robert Fujinami

Request for New Business

No new business to address

Consent Calendar

The resignations retirements, faculty appointments, auxiliary and limited term appointments, appearing in the Appendices dated April 18 and May 2, 2011, received approval to forward to the Board of Trustees as moved by Larry DeVries and seconded by Steve Alder.

James E. Metherall announced that Martha Bradley (dean of the Honors College) has been selected to replace John Francis as associate vice president for academic affairs

Distinguished mentor awards given to Kathleen Mooney, College of Nursing; E. Dale Abel, School of Medicine; Don Feener, Department of Biology.

Executive Committee Report

Jim Anderson, Past President, summarized Pat Hanna's written report of the April 18, 2011, Executive Committee meeting.

Report from Administration

President Michael Young addressed the Senate. Pres. Young has been named as the new president of the University of Washington, and this is his final meeting with the Senate. Pres. Young gave a recap on the press release that was issued May 2, 2011 appointing Dr. Lorris Betz as Interim President of the University of Utah, effective Monday May 16th. Regent Nolan Karras has been named to lead the search committee for a new President.

President Young thanked the Senate for the hard work given throughout the year.

James Metherall expressed his thanks to President Young for his numerous contributions to the Senate and the University, and also expressed thanks for the contributions of other members of the administration, including vice presidents Pershing and Betz, and associate vice presidents John Francis and Susan Olson who are both retiring this year.

Report from ASUU

No report from ASUU

Notice of Intent

Susan Olson, Associate Vice President for Academic Affairs, gave a brief overview of the revisions to Policy 6-002 Consolidated Hearing Committee. These are minor revisions that were recommended as urgent by the Academic and Freedom and Faculty Rights Committee or the Office of General Counsel. *Mardi Clayton made a motion to forward to the debate calendar which was seconded by Frank Brown, and approved by the required two-thirds majority.*

Debate Calendar

The revision to Policy 6-002 Consolidated Hearing Committee was approved and forwarded to the Trustees, following a call for the question from Jim Anderson.

Brian Snapp and Marnie Powers-Torrey, managing director of the University's Book Arts Program gave a short précis on the proposed request for a minor in Book Arts and a certificate in Book Arts. Ms. Powers-Torrey indicated that this would be the premier program where students could earn either a minor or certificate in Book Arts. The interdisciplinary program would require students to draw on other areas of study to produce a meaningful bookwork and receive recognition for their field. No additional funds would be required. *A motion was made by*

Jim Anderson to approve and forward to the Board of Trustees and was seconded by Larry DeVries and unanimously approved.

Bob Fujinami presented a short overview for the proposed Experimental Pathology name change. The main reason for the request is to align with the name of the Division. They are also requesting to replace the M.Phil. in Experimental Pathology to an M.S. in Microbiology and Immunology as the M.Phil. is not recognized for a Ph.D. in that department. *Larry DeVries moved to approve and forward the proposal to the Board of Trustees which was seconded by Steve Alder and approved unanimously.*

Norm Waitzman, professor in the College of Behavioral Science, explained the proposed name change in the Behavioral Science and Health Undergraduate Program. The new name would be Health, Society and Policy. The new name conveys the multifaceted dimensions associated with what the major actually accomplishes in a better manner and addresses a suggestion from an earlier assessment. *A motion from Larry DeVries to approve and forward to the Board of Trustees was seconded by Bob Fujinami and unanimously approved.*

Susan Olson led discussion of the proposed revision of Policy 6-315, Faculty Parental Benefits—Leaves of Absence. After a lengthy discussion of various aspects a straw vote was taken on the issue of including a list of factors that could be considered in determining whether a faculty member could be considered an “eligible caregiver” of a child. The straw vote resulted in not including the list of factors in the policy, but developing a guideline to accompany it. Discussion then proceeded as to approving the entire revised policy (without the list of factors). The question was called by Jim Anderson. Motion was made by Harriet Hopf to approve and forward to the Board of Trustees, which was seconded by *Larry DeVries and unanimously approved.*

Susan Olson, Associate Vice President for Academic Affairs, led the discussion of the proposed policy for part-time regular faculty (Policies 6-320, 6-300 and 6-311). This proposal was returned after having been tabled at the April meeting. Susan reminded the senators of the basic features of the proposed policy, including the limit that permanent part-time status can only occur after tenure. She also explained the extensive changes made in the draft since the April meeting—which were done (i) to clarify the method for determining the length of pre-tenure probationary periods, and (ii) to increase the involvement of department faculty in recommendations about part-time requests.

Discussion then proceeded to making decisions on two specific features of the policy. The first issue was the length of the pre-tenure probationary period. Two alternative choices in calculating the period were discussed: 1) a version which would not impose a hard cap on the length of the period, and 2) a version which would impose a hard cap of an 11-year probationary period. *Motion was made by David Bjorkman to adopt the version without a hard cap, which was seconded by Harriet Hopf and was approved.*

On the second issue, the revised draft provided for a departmental faculty vote on a recommendation for requests for permanent part-time status, and limited such voting to the *tenured* faculty. Nadja Durbach made a motion to amend that from tenured faculty only to *all regular* faculty. The amendment was approved.

Robert Fujinami then called the question on approval of the entire policy (as amended). Jim Anderson moved to approve the policy and forward to the Trustees, which was seconded by Chris Nelson and was unanimously approved.

Information Calendar

The information calendar including Emphases for Math, Emphasis for Nursing, Organ Performance Master Emphasis, and Musical Theatre Emphasis were accepted without opposition. *The Undergraduate Council Review of the Department of Mining Engineering, Department of History, and College of Social Work were accepted and will be forwarded to the Board of Trustees.*

New Business

James Metherall gave the results for the voting of the President-elect and Executive Committee of the Senate for 2011-2012. Robert Fujinami, Department of Pathology, School of Medicine was elected President-elect. The ten faculty members elected to the Executive Committee are: Steve Alder, Jim Anderson, Joanna Bettman, Mardie Clayton, Lee Dibble, Bruce Gale, Henryk Hecht, Kim Martinez, Allyson Mower and Andrea Rorrer.

Adjournment

The meeting adjourned at 4:50 p.m.

Respectfully submitted,

Shawnee Willoughby

(a) Appointments of Senate Parliamentarian, and Senate Liaison to Institutional Policy Committee.

(i) Pursuant to Policy 6-002, a Senate Parliamentarian is annually appointed by the Senate President, subject to approval of the Senate. For 2011-2012, the Senate President with concurrence of the Executive Committee proposes to appoint Paul Mogren (Marriott Library) as Parliamentarian. Paul has served as parliamentarian for many years, and is a past president of the Senate.

(ii) Pursuant to Policy and Rule 1-001, a Liaison from the Senate to the Institutional Policy Committee is appointed by the Senate President subject to approval of the Senate. The Liaison advises and assists in developing proposals for revising University Regulations and bringing them forward to the Senate, and represents the Senate in the various activities of the IPC. For 2011-2012 the Senate President with concurrence of the Executive Committee proposes to appoint Bob Flores (College of Law) as Senate-IPC Liaison. Bob has served in this role since the Policy Committee was established, and is a past president and past parliamentarian of the Senate.

(b) Election to fill vacancies on the Academic Senate Executive Committee.

Subsequent to the May 2011 Senate meeting at which the ten faculty members of the Executive Committee for 2011-2012 were elected, two of the elected members have given notice of being unable to serve for the remaining term, leaving two vacancies to be filled. Replacement candidates for the two vacancies are presented pursuant to Policy 6-002, under the direction of the Personnel and Elections Committee.

Checklist & coversheet form—for submitting to Academic Senate Executive Committee

Proposal for addition/revision of University Regulation.

1. Regulation(s) involved (*type, number, subject*): Policy 6-003, Sec. III-B-3: Membership of the University Curriculum Policy Review Board

2. Responsible Policy Officer (*name & title*): David Pershing, Senior Vice President for Academic Affairs, and Lorris Betz, Senior Vice President for Health Sciences

3. Contact person(s) for questions & comments (*name, email, phone#*): Ed Barbanell, edward.barbanell@utah.edu, 5-6423

4. Presenter to Senate Exec (*if different from contact person. name, phone#*):

5. Approvals & consultation status.

a. Administrative Officers who have approved (*VP/President, name & date*): David Pershing 5/19/11.

b. Committees/Councils/other Officers consulted: University Curriculum Policy Review Board; John Francis, Associate Vice President for Academic Affairs

6. Check YES or NA (not applicable) of documents submitted--- (*In digital form. Preferred file format MS Word doc. Special exception allowed for PDF format if previously arranged.*)

Yes Explanatory memorandum (*key points of proposal, rationale*).

Yes VP/Presidential approval signatures (*separate sheet, or affixed to memo cover*).

Yes Text of proposed Regulation addition/revision.

Yes (If revision of existing Regulation) text changes are *clearly marked*, using *permanent* font markings (*not MS Word 'Track' Changes non-permanent markings*).

Date submitted to Senate Office: 5/31/11

The Executive Committee will consider whether the proposal is ready for presentation to the full Senate, and if so will schedule it for a subsequent Senate meeting either as i) a matter of academic significance-- set on the "Intent" & "Debate" Calendars over two monthly meetings with final "approval" voting at the second, or ii) not academically significant—set on the "Information" Calendar for a single monthly meeting, with opportunity for questions and recommendations. See Policy 1-001 <http://www.regulations.utah.edu/general/1-001.html> ; Rule 1-001 <http://www.regulations.utah.edu/general/rules/R1-001.html> ; Senate procedures <http://www.admin.utah.edu/asenate/index.html> . Further information-- Senate Office: Nancy Lines 581-5203 nancy.lines@utah.edu



*Please forward
David W. Perry
5/19/11*

Office of Undergraduate Studies

195 S. Central Campus Drive Salt Lake City, UT 84112-0511 (801) 581-3811 FAX (801) 585-3581

May 18, 2011

TO: David Pershing
Senior Vice President for Academic Affairs

FR: John Francis
Chair, Curriculum Policy Review Board

RE: **Expanding the Membership of the University Curriculum Policy Review Board**

*Please forward to
the Senate
5-19-11*

At the time of the conversion from the previous Quarter System to the current Semester System, the University Curriculum Policy Review Board (UCPRB) was not a particularly well-utilized administrative body. Over the course of the last ten years or so, however, the UCPRB has evolved into an active and vital tool for planning and coordinating the curricular functions of the University.

Both the purview and the membership of the UCPRB are detailed in University Policy 6-003, Sec. III-B-3. As its functioning has become more established, it has become clear that, in addition to its currently stipulated membership – the chairpersons of the various college curriculum committees – regular involvement by both (1) the Dean of the Graduate School and (2) the University Registrar is desirable. At its last meeting in April, the UCPRB voted to expand its membership accordingly, with the assent of both the Dean of the Graduate School and the University Registrar.

We are requesting, then, that University Policy 6-003, Sec. III-B-3 be modified as indicated below:

The chairpersons of the various college curriculum committees, as well as the Dean of the Graduate School and the University Registrar, will be convened as a University Curriculum Policy Review Board to review curriculum policies and procedures, coordinate curriculum planning and intercollege consultations, and promulgate modifications in guidelines for processing curricular proposals. Associate Vice President for Academic Affairs and Undergraduate Studies, or his/her designee, will chair the Review Board. The guidelines proposed by the Review Board, after approval by the Executive Committee of the Academic Senate, will be the operating rules for making curriculum changes during the academic year. Each college council shall develop appropriate Procedures consistent with guidelines established by the Review Board for initiating and reviewing curriculum changes and adjustments for all programs within their respective jurisdictions.



*Please forward
David W. Pershing
5/5/11*

April 28, 2011

*Approved
Please forward
Mick King
5/10/11*

David W. Pershing
Senior Vice President for Academic Affairs
205 Park
Campus

Dear Vice President Pershing,

Enclosed is the proposal for the Center for Extreme Data Management Analysis and Visualization which was approved by the Graduate Council on April 25, 2011. Included in this packet are the proposal and the signature page.

Please forward this proposal to the Academic Senate to be placed on the calendar for the next meeting of the Senate.

Sincerely,

Charles A. Wight
Dean, The Graduate School

Proposal to Establish the

Center for Extreme Data Management Analysis and Visualization

Institution Submitting Proposal:

University of Utah


Institution in Which the Unit Will Be Located:

Scientific Computing and Imaging (SCI) Institute at the University of Utah

Proposed Beginning Date:

June 1, 2011


Institutional Signatures (as appropriate):



Institute Director

4-18-2011

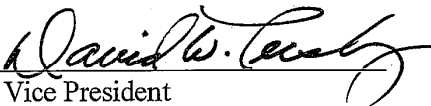
Date



Graduate School Dean

4/25/11

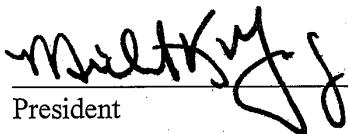
Date



Sr. Vice President

5/5/11

Date



President

5/9/11

Date

Proposal to Establish the

Center for Extreme Data Management Analysis and Visualization

Section I: Request

In this application, we request the establishment of the Center for Extreme Data Management Analysis and Visualization (CEDMAV). This request comes as a direct result of collaborative work, in both the School of Computing and the Scientific Computing and Imaging (SCI) Institute, in the computer science areas supporting scientific investigation and high-performance computing. The recurring difficulties of creating, managing, and understanding extremely large and complex datasets ("extreme data") have become a common thread in many of our projects and collaborations, both locally and internationally. CEDMAV will focus on theoretical and algorithmic research, systems development, and tool deployment for addressing the challenge of managing, analyzing, and visualizing datasets of extreme size. Fields as disparate as geospatial information systems, astrophysics, climate modeling, energy production and distribution, and medical imaging share a need for the research and results that CEDMAV will create. Because of the arrayed needs of the CEDMAV research agenda, the design of the CEDMAV mission is inherently cross-disciplinary. As such, CEDMAV will look to engage faculty and students across multiple departments, such as the School of Computing, Electrical and Computing Engineering, Electrical Engineering, Civil Engineering, and the Center for High Performance Computing (CHPC). CEDMAV will also develop its own training program to teach undergraduate and graduate students the techniques needed for dealing with extreme data problems, while preparing them for the challenges of modern science investigation and the management of large data centers. Thus, it is expected that students from multiple departments will have the opportunity to work in multi-disciplinary groups that focus on creating systems and tools for the management, analysis, and visualization of extreme data.

Section II: Need

In June 2009, HP CEO Mark Hurd stated, "More data will be created in the next four years than in the history of the planet." This amazing rate of data creation is the result of a number of technological advances, such as the increase in computational power of supercomputers and the development of high-resolution, ubiquitous sensing devices, which provide unprecedented data-related challenges and opportunities. These include creating increasingly large simulations in the march towards the exa-scale computing regime, the construction and availability of gigapixel-to-terapixel imaging acquired with high-resolution sensors from aircrafts, robots, satellites, increasingly high-resolution imaging systems in the biomedical and industrial fields, and increasingly large platforms for genetic data creation. Not only is society creating more data, but the rapid growth of dataset size, variety, and complexity requires new integrated strategies for their storage, movement, processing, analysis, and presentation. Housing extreme data also requires new architectural designs in both the machines where the data is stored and the buildings that house the machines. For example, the density of data storage will require new power and cooling systems, such as the ones being built for the new National Security Agency (NSA) site at Camp Williams, Utah. New tools, methods, and architectures for the movement and handling of extreme data are also required for massive database exploration, navigation, computer simulation, and image processing. Once extreme data is securely housed and efficiently managed, the real work begins: understanding it. The processing, analysis, and exploration of this new generation of data requires as much high-performance computing, scientific investigation, and innovation as did the initial creation of the data. Likewise, the development of new visualization techniques remains a crucial component in the deployment of effective tools aiding the development human insight from raw data of extreme size.

On the campus of the University of Utah, there is a local need to create a group that focuses on the challenges of working with extreme data. Fifteen years ago, the U's needs were mostly limited to the activities of the Center for the Simulation of Accidental Fires and Explosions (C-SAFE), along with several groups in the chemistry and biomedical groups that generated significant amounts of data. More recently, data generation across campus has increased dramatically, with groups like the Energy and Geosciences Institute (EGI) and College of Engineering generating large oil/gas reservoir simulations; the SCI Institute, Moran Eye Center, Utah Center for Advance Imaging Research (UCAIR), USTAR/Brian Institute groups generating huge datasets associated with the study of neural systems and neurological disorders; and many other groups across campus producing genome-wide array studies with increasingly high-resolution arrays and growing subject numbers. With this campus-wide move toward extreme data requirements, there is a clear need for on-site expertise in extreme data management, analysis, and visualization.

Utah is quickly becoming a regional hub for data centers, with recent data-center moves that include Oracle, eBay, and the National Security Agency (NSA). With these large employers moving data warehousing operations to Utah, the human resource demand will continue to increase.

**EBAY EXPANDS OPERATIONS IN UTAH
AUCTION SITE EXPECTED TO ADD 200 NEW JOBS.**

by Auctiva.com staff writer

ORACLE UTAH DATA CENTER PROJECT MOVES FORWARD

Published: 29th April, 2010
Author: Michael Sullivan

NSA PLANS HUGE DATA CENTER IN UTAH

July 4, 2009 — 9:07pm ET |
By Judi Hasson

This local and regional growth of activities oriented towards creating, housing, and understanding extreme data, corresponds to an emerging need for a group leading an academic and research hub for the development of talent, methods, and tools to address the challenges associated with extreme data. CEDMAV is strategically positioned to serve this purpose for the University and for the state of Utah.

On a national level, the challenges of working with extreme data are evident in the work being done in climate modeling, oil reservoir simulation, nuclear reaction modeling for the resurgent nuclear energy industry, and physics studies that examine the origin of our universe. These challenges are exemplified by the work being done within the National Laboratory network, which includes our prospective partners Pacific Northwest National Laboratory, Sandia National Laboratory, Lawrence Livermore National Laboratory, and the Idaho National Laboratory.

Additionally, as the computing industry moves to the ubiquitous, "cloud computing" strategy—offering software and data storage as an online service—there is an urgent need for tools that support the movement, maintenance, and interaction with large amounts of remote data.

The proposed **organizational structure of CEDMAV** is shown below. Administratively, CEDMAV would

be located within the SCI Institute at the University of Utah. The proposed founding Director, Dr. Valerio Pascucci, has focused his research in extreme data visualization over the past ten years. He led the Data Analysis Group at LLNL before joining the University of Utah, and he has received international recognition as a leader in this field. The additional, founding members of CEDMAV are Drs. Mary Hall, Associate Professor of Computing; Chuck Hansen, SCI Institute faculty member and Professor of Computer Science; Chris Johnson, Director of the SCI Institute and Distinguished Professor of Computer Science; Mike Kirby, SCI Institute faculty member and Associate Professor of Computer Science; and Suresh Venkatasubramanian, Assistant Professor of Computing. CEDMAV will develop a membership, beyond the founding members and the University of Utah that reflects both its core mission and its multidisciplinary needs. Additionally, CEDMAV will host a Scientific Advisory Board (SAB) designed to help the Center plan for long-term activities that market itself to the outside world, launch initiatives and collaborative ventures, and help garner resources. Initially, CEDMAV will plan SAB meetings on an annual basis.

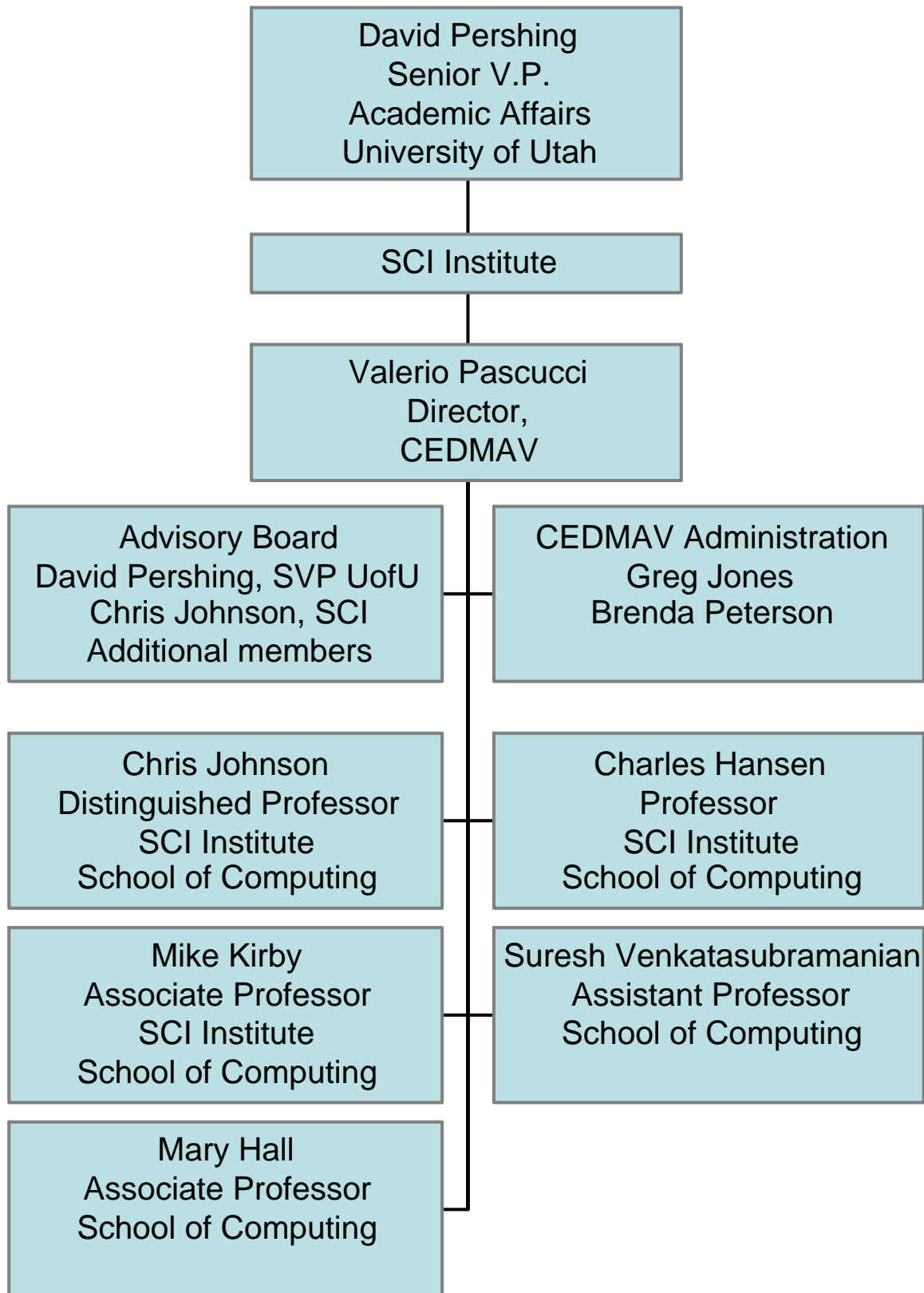
SCI represents a broad spectrum of research interests that has involved the use of large data when needed. The creation of CEDMAV will create a more focused and visible concentration in this particular growth area that is important to help the University of Utah to be a recognized leader in the field. The letters of intent to collaborate from several national laboratories (SNL, INL, LLNL, PNNL, and ANL) and the interest to participate as members on the Scientific Advisory Board from representatives of the new NSA data center and ExxonMobil, show that the creation of CEDMAV is already creating the necessary critical mass for elevating the visibility of the University of Utah as a leader in this field.

The creation of CEDMAV is an important formalization of a proven approach where centers within the SCI Institute have the ability to share and leverage the institute infrastructure in all forms – administration, accounting, computing support people, computational infrastructure, etc. – while achieving the needed organic growth and visibility in fields of strategic value for the University. Locally, this is demonstrated by the success of other centers housed in SCI (<http://www.research.utah.edu/centersinstitutes.html>) such as the NVIDIA Center for Excellence, the Utah Center for Neuroimage Analysis (UCNIA), and the NIH Center for Integrated Biomedical Computing. At the national level, this is also shown by the success of a similar model adopted by the Institute for Computational Engineering and Sciences (ICES) at the University of Texas at Austin, which houses nine centers: Center for Computational GeoSciences and Optimization, Center for Computational Life Sciences and Biology, Center for Computational Materials, Center for Computational Molecular Science, Center for Distributed and Grid Computing, Center for Numerical Analysis, Center for Predictive Engineering and Computational Sciences, Center for Subsurface Modeling, and Computational Visualization Center. In fact, when Dr. Pascucci was at the University of Texas at Austin, he worked actively with Dr. Chandrajit Bajaj in the creation of the Computational Visualization Center.

The regular members of CEDMAV are equally committed to the success of the CEDMAV and expect to devote significant amounts of time and energy to the operation (and ultimately to the success) of the center. Membership growth of the center will happen from both invitation to additional regular members and acceptance of unsolicited membership requests with the common factor that the individual be recognized as contributory to the core scientific and educational mission of the center. In addition to the regular members, the center will also admit Affiliated Application Members for scientists in application areas that are identified as regular users of the technologies of the center.

In the event that the founding director resigns from his position, the regular members of the center will elect at majority a new director and establish the length of his/her term.

CEDMAV Organizational Chart



Section III: Institutional Impact

While several groups on campus face the challenges of working with extreme data, CEDMAV is uniquely positioned to address these challenges through its data expertise and interdisciplinary coordination. With a growing number of university groups exploring scientific questions that increasingly rely on knowledge extracted from extreme datasets, the CEDMAV research mission will generate new methods, algorithms, and tools for data management, analysis, and visualization. This will allow our local groups to focus on their core, scientific missions without the distraction of dealing with large data problems. CEDMAV's creation will also engender a concentration of expertise that will be easily accessible for researchers campus-wide. Additionally, CEDMAV's multidisciplinary approach to extreme data will allow the Center to aid in the development of new academic curriculum, which will generate new talent in the growing field of extreme data. This would be a benefit both for the university and the region.

To increase the impact of the CEDMAV, we plan to hold annual "Summer Institutes" that will bring scientists and data-center experts to Utah to explore trends in extreme data management, understanding, and utilization. These Institutes will span academics, national laboratories, government agencies, and industry to share the latest findings and tools for working with extreme data, while offering a national and international level of exposure to the University of Utah and CEDMAV.

Section IV: Finances

The CEDMAV will have modest financial needs in its first few years; funding for meetings, facilitation of visits by its EAB members, organization of seminars, and the development of Summer Institutes. These events will be hosted at the SCI Institute and largely rely on SCI administration support. Center revenues will be obtained through grants/partnerships, returned overhead, industrial gifts, and fees assessed for instructional events such as the Summer Institutes.

Since Dr. Pascucci joined the SCI Institute two years ago, he has received multi-year awards such as VACET (DOE) or PETAAPPS (NSF) as well as annually renewed contracts (PNNL, LLNL) and new collaboration contracts (SNL, INL). Dr. Pascucci will also pursue industrial partnerships for the center.

The other team members have also been successfully awarded research grants:

Dr. Venkatasubramanian currently has several multi-year grants (NSF), as does Dr. Hall (DOE and DARPA). Drs. Hansen, Kirby and Johnson also have multi-year grants with NSF, DOE, ARO and AFOSR and National Laboratories.

Previous years' budgets as well as forward-looking projections of CEDMAV finances are shown below. The amounts show the sum of Dr. Pascucci and collaborators' funding awarded through partner funding, grant funding and industrial funding.

		2009	2010	2011	2012	2013	2014	2015
Partner Labs	Awarded	21,031	201,761	638,944	700,000	800,000	0	0
	Pending	0	0	115,000	199,200	205,300	0	0
	Projected	0	0	0	0	100,000	1,200,000	1,250,000
Grant Funding	Awarded	1,158,396	2,447,367	2,306,862	1,717,674	1,008,731	675,951	283,658
	Pending	0	0	190,112	189,475	189,475	189,475	0
	Projected	0	0	0	0	450,000	800,000	1,500,000
Industry Funding	Projected	0	0	0	100,000	250,000	300,000	300,000
TOTAL		1,181,436	2,651,138	3,252,929	2,908,361	3,005,519	3,167,440	3,335,673

As shown above, we expect grant funding to stabilize in the region of \$2,000,000 per year. This assumes an increasingly competitive federal granting environment with synergistic teaming of the CEDMAV members to counter the negative trending in federal budgets. Growth in the CEDMAV budget will come from focused growth in the partner laboratory work and an industry granting strategy.



*Please forward.
David W. Lueg
5/5/11*

April 28, 2011

*Approved
Please forward
mitchkyj
5/9/11*

David W. Pershing
Senior Vice President for Academic Affairs
205 Park
Campus

Dear Vice President Pershing,

Enclosed is the proposal for the Center for Cell and Genome Science which was approved by the Graduate Council on April 25, 2011. Included in this packet are the proposal, supporting letters and the signature page.

Please forward this proposal to the Academic Senate to be placed on the calendar for the next meeting of the Senate.

Sincerely,

Handwritten signature of Charles A. Wight.

Charles A. Wight
Dean, The Graduate School

Signature Page to Accompany Regents' Proposals

Institution Submitting Proposal: University of Utah

College, School or Division in Which Program/Administrative Unit Will Be Located: College of Science

Department(s) or Area(s) in Which Program/Administrative Unit Will Be Located: College of Science

Program/Administrative Unit Title: Center for Cell and Genome Science

Recommended Classification of Instructional Programs (CIP) Code: 26.02

Certificate, and/or Degree(s) to Be Awarded: N/A

Proposed Beginning Date: April 2011

Institutional Signatures (as appropriate):




Neil Vickers, Biology Department Chair


Career and Technical Education Director




Chief Academic Officer



Pierre Sokolsky, Dean of Science



Graduate School Dean



President

Date: April 20, 2011

April 14, 2011

Charles A. Wight, Ph.D.
Dean of the Graduate School
University of Utah
201 Presidents Circle, Room 302
Salt Lake City, Utah 84112

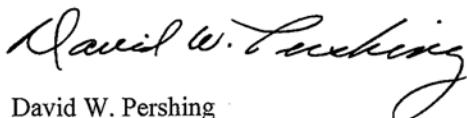
Dear Dr. Wight:

I am writing to provide an enthusiastic endorsement for the proposed Center for Cell and Genome Science (CCGS). The CCGS was established by Dr. Andres Villu Maricq, Professor of Biology, in the Fall of 2007 with my support, and has grown significantly in the past few years with the recruitment of six new faculty. I support the formal establishment of the CCGS, which should provide a dynamic model for education, training and research at the University of Utah. Continued progress in biological research depends heavily on new developments in the allied fields of Physics, Chemistry, Mathematics and Engineering. It is increasingly apparent that rapid progress in addressing fundamental questions in biology benefits from an interdisciplinary strategy. The CCGS will provide a platform to encourage and develop a fundamental new approach to interdisciplinary research that will help promote cooperativity and cross fertilization in the College of Science and the University of Utah. Thus, faculty from many University departments will join the CCGS and rub elbows to stimulate creative new approaches to the study of biological problems. This enterprise should provide new research and educational opportunities for undergraduate and graduate students, and help better prepare students for careers in biotechnology, the pharmaceutical industry and academia.

The proposed Center has already been extensively discussed at the departmental level and gained enthusiastic support. The Department of Biology (Neil Vickers, Chairman) has assisted with recruitment of several faculty, provided laboratory space, and committed financial support for graduate students and administration. The Department of Physics and Astronomy (David Kieda, Chairman) has helped with the recruiting of two biophysicists, and will provide laboratory space as well as support for graduate students and postdoctoral associates. Most recently, the Department of Chemistry (Henry White, Chairman) has helped with the recruiting of two chemists and has also provided laboratory space as well as support for graduate students and postdoctoral associates. These partnerships should expand to additional departments, including Mathematics and allied Departments in Engineering and the School of Medicine. My office has committed funds to assist with the operational and administrative functions for the proposed Center.

The proposed Center for Cell and Genome Science will act as a positive force in expanding the educational, training, research and funding opportunities available to the College of Science and the University community as a whole.

Sincerely,



David W. Pershing
Distinguished Professor
Senior Vice President for Academic Affairs



April 22, 2011

Dr. Charles A. Wight
Dean of the Graduate School
University of Utah
302 Park Building
CAMPUS

Dear Dean Wight:

Biology Professor A. Villu Maricq has asked me to provide a letter of support for the proposed *Center for Cell and Genome Science (CCGS)*. As Dean of the College of Science, I strongly endorse the establishment of the CCGS, which will provide a new model for education and research in the College of Science. Progress in biological research depends greatly on new developments in the allied fields of Physics, Chemistry, Mathematics and Engineering disciplines. It is increasingly apparent that rapid progress in addressing fundamental questions in biology would benefit from an interdisciplinary strategy. The CCGS will provide a platform to encourage and develop a fundamental new approach to interdisciplinary research that will help promote integration and cross fertilization in the College of Science. Thus, faculty from all four departments in the College will join the CCGS and rub elbows to stimulate, drive and foster creative new approaches to the study of biological problems. This enterprise should provide new research and educational opportunities for undergraduate and graduate students, and help better prepare students for careers in biotechnology, the pharmaceutical industry and academia.

The proposed Center has already been extensively discussed at the departmental level and gained enthusiastic support. The Department of Biology (Neil Vickers, Chairman) has assisted with recruitment of several faculty, provided laboratory space, and committed financial support for graduate students and administration. The Department of Physics and Astronomy (David Kieda, Chairman) has helped with the recruiting of two biophysicists, and provides laboratory space as well as support for graduate students and postdoctoral associates. The Department of Chemistry (Henry White, Chairman) has recruited chemists to join the CCGS. Senior Vice President for Academic Affairs David Pershing has committed funds to assist with operational and administrative functions for the proposed Center.

The remodel of the George Thomas Building as a center for math and science education will also include laboratory space for the Center, which will serve as an exemplary model of real basic research for students to contemplate as they pursue their education in the sciences.

The proposed *Center for Cell and Genome Science* will act as a positive force in expanding the educational, training, research and funding opportunities available to the College of Science and the University community as a whole. I once again wish to state my own enthusiastic support for the establishment of this Center.

Sincerely,

Pierre V. Sokolsky
Dean, College of Science, and
Distinguished Professor of Physics and Astronomy

College of Science - Office of the Dean
1430 E. Presidents Circle, Rm. 220 (JTB), Salt Lake City, UT 84112-0140
(801) 581-6958 • FAX (801) 585-3169 • <http://www.science.utah.edu>



HUNTSMAN
CANCER INSTITUTE
UNIVERSITY OF UTAH

MARY C. BECKERLE, PH.D.
CEO AND DIRECTOR
RALPH E. AND WILLIA T. MAIN
PRESIDENTIAL PROFESSOR

2000 CIRCLE OF HOPE
SALT LAKE CITY, UTAH 84112-5550
OFFICE 801-581-4483
FAX 801-581-2175
mary.beckerle@hci.utah.edu

August 1, 2011

Dr. Charles A. Wight
Dean of the Graduate School
University of Utah
302 Park Building
CAMPUS

Dear Dean Wight:

I am writing to support the establishment of the Center for Cell and Genome Science (CCGS) at the University of Utah. I have followed the development of this initiative since its inception and am very supportive of the vision and conceptual framework of this new Center. The Center supports the development of transdisciplinary basic science focused on the key question of how genetic information is deployed to establish both fundamental and specialized cell functions. Its integration and alignment with the College of Science supports this trans disciplinary model very effectively, by bringing together faculty expertise in biology, chemistry, mathematics, and physics. I personally believe that there is tremendous opportunity for scientific advancement by building on the strong disciplinary foundations established in the past several decades and expanding on our current knowledge base at the interface between fields, such as between biology and mathematics.

Although we now have a "parts list" for cells based on genome sequencing and gene expression profiling, major challenges remain. Notably, with so much conservation among the genes of humans, mice, flies, and worms, what is it that specifies such diverse body plans, physiology, and cell functions from such common components? Likewise, how do the individual proteins come together to build multimeric cellular machines such as the mitotic apparatus, the endocytic machinery that regulates cell surface composition, or the dynamic actin cytoskeleton, which controls cell migration and adhesion, for example. The Center's goal to focus on the development of new methods and institutional shared resources for optical imaging and sub diffraction microscopy will advance the core mission of the Center as well as providing a novel resource on the University of Utah campus. The capacity to visualize different cellular proteins in living cells, and to assess their dynamic behaviors with a high degree of temporal and spatial resolution will be critical for the next generation understanding of cell structure and function.

I believe there are opportunities for synergy between CCGS and other units at the University in several areas. First, the foundation of basic science knowledge provided by scientists at the Center should also add

value in terms of understanding fundamental aspects of cell biology that are relevant to translational medicine and a variety of human health issues such as those focused on in our Health Sciences Center. Second, there is potential for sharing of high-end, emerging technologies that should enable our campus to expand its expertise in a way that minimizes duplication of effort. For example, as noted above, the CCGS plans are bringing new technological expertise to the campus via development of state-of-the-art imaging resources, including photo-activated localization microscopy (PALM). In a reciprocal fashion, CCGS will benefit from established strengths in genomics at the University of Utah, such as the existing platforms for massively parallel DNA sequencing, epigenomics, and gene expression profiling that are available through the Microarray and Genomics Shared Resource that is managed by Huntsman Cancer Institute. Third, the CCGS is designed to foster trans disciplinary collaboration and coordination. This is clearly going to be a critical aspect for advancement of scientific discovery in coming years and the success of CCGS in recruiting a number of outstanding new faculty is a testament to the attractiveness of this commitment to breadth and interdisciplinary integration. While the CCGS has a focus on basic science and is appropriately concentrating in these early years on developing synergies across the College of Science, there is also significant potential for interactions between CCGS and other Institutes and Centers on campus, such as SCI, Huntsman Cancer Institute, the Nano-Institute, or the Brain Institute, where there are clear areas of common scientific interest and a shared commitment to trans disciplinary collaboration.

In short, I am enthusiastic about the development of the Center for Cell and Genome Sciences. There is a capable and creative leadership team in place, evidence of success in recent faculty recruitments, and tremendous opportunities to fill a unique niche in the development of optical imaging approaches, and to define new aspects of cell structure and function.

Sincerely yours,

A handwritten signature in black ink that reads "Mary Beckerle". The signature is fluid and cursive, with a long horizontal stroke extending from the end of the name.

Mary Beckerle, PhD
Ralph E. and Willia T. Main Presidential Professor
Distinguished Professor of Biology
Adjunct Professor of Oncological Sciences
CEO and Director, Huntsman Cancer Institute

HHMI

HOWARD HUGHES MEDICAL INSTITUTE

8 August 2011
Dr. Charles Wight
Dean of the Graduate School
University of Utah
201 President's Circle, Room 302
Salt Lake City, UT 84112

Dear Dr. Wight:

I'm writing in strong support of the proposed Center for Cell and Genome Science (CCGS), headed by Professor Andres Villu Maricq. In my view, much thought has been put this nascent center – its goals, theme, faculty composition and modes of synergy. Major discoveries often happen when people from different fields come together to approach problems in a new way – this is well known. However, one can't simply throw random individuals into the same building and expect magic. Instead, successful models require the kind of insight that Dr. Maricq and his colleagues have shown. First, the leadership has recognized the areas of scientific opportunity that would most benefit from an interdisciplinary approach. Here, you have in Dr. Maricq a biologist of the highest caliber – and expert neurobiologist - who understands many other fields and how they can synergize. He understands that the future of cell biology requires a combination of microscopy, genomics, chemistry, mathematical modeling and biophysics – with cutting edge instrumentation.

Second, they have put the right people together – those with skills, creativity and a collaborative spirit – who are aligned with those areas of opportunity. Here, the CCGS has already signed up a fantastic set of existing faculty (who clearly conform to these criteria), and have complemented them with several major new hires – including Dr. Julie Hollien (2007, Biology), Dr. Richard Clark (2007, Biology), Dr. Michael Vershinin (2009, Physics), Dr. Saveez Saffarian (2009, Physics), Dr. Mark Ji (2010, Chemistry), Dr. Jennifer Heemstra (2010, Chemistry). Together with future hires, they will have an exciting and diverse group of faculty. Here, the cooperation and enthusiastic involvement of multiple Departments is a key feature. I also think that the CCGS will enable new types of funding involving Co-PI grants on interdisciplinary approaches. Third, they have to be equipped well and placed in close proximity. This is the goal of the fund raising currently underway, which I wholly endorse.


One might ask if there are similar interdisciplinary programs underway here on the Health Sciences Campus. There are, but they are very different in their goals, theme, and composition of faculty. The Huntsman Cancer Institute is promoting interdisciplinary research, and has basic, translational, and clinical efforts are housed within the HCI building - but the organizational principles emphasize disease-oriented teams and programs. There are efforts at HCI in the drug discovery area that bring groups with very different backgrounds together. Also, the Eccles building has housed basic-clinical partnerships. However, these and other instances involve work much more focused on individual human diseases or cancers – rather than cell and genome biology itself. In the area of genomics services, our facilities are open to all – and that policy will remain - but future additions will likely have more of a disease-based focus.

Bradley R. Cairns
Investigator
Professor

Huntsman Cancer Institute, University of Utah
Department of Oncological Sciences
2000 Circle of Hope, Room 4362, Salt Lake City, Utah 84112-5550
801.585.1822 • Fax 801.585.6410 • brad.cairns@hci.utah.edu

Although the basic science is strong in the Health Sciences Campus, and there are many instances of interdisciplinary collaborations – there is no equivalent physical center where these interactions are formalized. Therefore, I think the CCGS construct is a relatively unique design, will complement current efforts on campus, and will be a great asset to the community. I also look forward to partnership with the CCGS leadership as they identify core pieces of equipment and services important for their goals, as this should help broaden the variety of equipment available to the community. Likewise, in the area of education, there will be many opportunities to cooperate on teaching classes in the areas important both to the CCGS and the Health Sciences Campus (ie. Genome Sciences) – in part through shared participation with the Molecular Biology and Biological Chemistry Programs. Taken together, I consider the nascent CCGS a major new asset, and I look very forward to seeing it flourish in the years to come.

Sincerely,

A handwritten signature in black ink that reads "Bradley R. Cairns". The signature is written in a cursive style with a large, stylized initial 'B'.

Bradley R. Cairns, PhD
Senior Director of Basic Science, HCI
Professor, Department of Oncological Sciences
Investigator, HHMI



HUNTSMAN
CANCER INSTITUTE
UNIVERSITY OF UTAH

2000 CIRCLE OF HOPE
SALT LAKE CITY, UTAH 84112
OFFICE 801 585 0303
FAX 801 585 0900

August 9, 2011

Charles W. Wright, PhD
Dean of the Graduate School
University of Utah
201 President's Circle, Room 302
Salt Lake City, Utah 84112

Dear Dr. Wright:

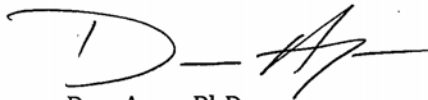
I write in enthusiastic support for the proposed Center for Cell and Genomic Sciences (CCGS). This program, under the leadership of Dr. Villu Marciq, MD/PhD, has a goal of leveraging new technology and a burgeoning wealth of information in genetics, chemistry, physics and engineering to address fundamental questions in cell biology. In my view, a multidisciplinary systems approach is critical and essential as the scientific community moves forward to understand the interworking of cells under normal settings. The CCGS already has strong leadership with an Executive Committee in place (Marciq, Jorgensen and Babst) and has hired 6 new faculty in partnership with three different departments. A search is also planned for 2011. At present, CCGS faculty will have research space in their home departments with a long-term plan for the Center to be housed in renovated space in the George Thomas Building. Plans for renovating this space are underway with seed philanthropic support and a development plan that includes funds from additional donors and the state of Utah. Having the members of the CCGS in close working proximity will allow for greater synergy and will be one key component of the Center's future success.

As you may know, Dr. Brad Cairns, Professor of Oncological Sciences and Director of Basic Sciences at the Huntsman Cancer Institute (HCI) is spearheading an initiative to hire 5 new faculty in the area of genomics at the HCI. Hires will be in partnership with other School of Medicine departments and potentially with College of Science departments as well. It is my understanding that target areas for hiring include genetic epidemiology, epigenetics, bioinformatics and the genome-wide analysis of transcription factor networks with a focus on genetic changes that drive cancer or other pathologies. Dr. Cairns, working with Dr. Andrea Bild in the Department of Pharmacology and Toxicology, is also developing a certificate program in Genomic Sciences as a component of Molecular Biology Program. There is great opportunity for synergy between the CCGS and the ongoing and developing efforts in the area of genomics at the School of Medicine and the HCI. I'm sure that Dr. Cairns would be happy expand on these genomics initiatives.

Page Two
Dr. Wright re: CCGS
August 9, 2011

The proposed Center of Cell and Genomic Sciences will be a great addition to the research and teaching landscape in the College of Science and the broader community at the University of Utah. Its establishment is timely and will undoubtedly catalyze collaborative research projects that will fuel discoveries in cell biology not possible in individual research labs.

My best,

A handwritten signature in black ink, appearing to read 'D. Ayer', with a stylized flourish extending to the right.

Don Ayer, PhD
Professor and Interim Chairman
Department of Oncological Sciences



The University of Utah
Department of Physiology

August 8, 2011

Charles A. Wight, Ph.D.
Dean,
The Graduate School
University of Utah
302 Park Building

RE: *Center for Cell and Genome Science*

Dear Dr. Wight:

I have read with considerable interest the proposal by Dr. Villu Maricq for a University *Center for Cell and Genome Science*. I have also read the enthusiastic letters of support from SVP Pershing and Dean Sokolsky. I will not repeat what they have said, but as Chair of the Department of Physiology, a basic science department in the School of Medicine, I wish to add my strong and unequivocal support for this endeavor.

Although the Department of Physiology is not directly involved in the *Center for Cell and Genome Science*, I am hopeful that the continued evolution of the *Center* will facilitate interactions across the University. We have several faculty members in our Department that could benefit from collegial and collaborative interactions with the founding members of the *Center*. Research in my own laboratory, for example, is directed at mechanisms of - and potential therapies for - acquired epilepsy, and involves cell- and systems-level studies on animal models after experimental brain injury; we strongly believe that the *Center* could facilitate mechanism-based research that could in turn have great impact at a translational level.

In conclusion, the proposal by Dr. Villu Maricq for a University *Center for Cell and Genome Science* has my full support. Please contact me if you have any questions.

Sincerely,

F. Edward Dudek, Ph.D.
Professor and Chair

Department of Physiology
University of Utah School of Medicine
420 Chipeta Way, Suite 1700
Salt Lake City, Utah 84108
Phone (801) 587-5800
Fax (801) 581-3476



UNIVERSITY OF UTAH
SCHOOL OF MEDICINE

6 August 2011

Charles A. Wight, PhD
Dean of the Graduate School
University of Utah

Dear Dr. Wight:

I strongly support the proposed Center for Cell and Genome Science (CCGS), to be directed by Professor Villu Maricq. This center is based on an innovative strategy that integrates faculty from a variety of disciplines, including biology, chemistry, physics, engineering, and mathematics. The CCGS is truly multidisciplinary, and this unique combination of scientists will undoubtedly spark new and exciting research directions. A mark of the center's success is that it has successfully recruited six new faculty members in the Biology, Physics, and Chemistry Departments in the past several years. The leadership team, consisting of Drs. Maricq, Babst, and Jorgensen, is outstanding and has a strong commitment to successful development of this center.

We in the Department of Human Genetics have a strong interest in multidisciplinary interactions and in developing a further presence in genome science. I have no doubt that we, as well as faculty from many other departments, will collaborate actively and enthusiastically with the CCGS. This center will help to promote and sustain vital interdepartmental interactions, and it will be a major benefit for the University of Utah.

Sincerely,

A handwritten signature in black ink, appearing to read "Lynn B. Jorde".

Lynn B. Jorde, PhD
H.A. and Edna Benning Presidential Professor and Chair

Eccles Institute of Human Genetics
15 North 2030 East, Room 2100
Salt Lake City, Utah 84112-5300
Phone 801-581-4422
Fax 801-581-7796



University Health Care

Department of Neurology

Stefan-M. Pulst, M.D., Dr. med
Professor and Chair
Stefan.Pulst@hsc.utah.edu

July 21, 2011

Charles A. Wright, Ph.D.
Dean of the Graduate School
University of Utah
201 Presidents Circle, Room 302
Salt Lake City, UT 84112

Dear Dr. Wright:

This letter is provided in support for the proposed Center for Cell and Genome Science (CCGS). As you are aware, this Center was established by Dr. Andres Villu Maricq, Professor Biology. This will provide a new model for education, research, and training at the University of Utah, and will provide a program to encourage and develop a fundamental new approach to interdisciplinary research that will help promote integration and cross with other departments within the University system.

It is my understanding that this proposed center has been discussed and has received support at many levels. Senior Vice President for Academic Affairs, David Pershing, has committed funds to help support with operational and administrative functions for the proposed Center.

Translational neuroscience is an important part of the research mission in the Department of Neurology. All too often, these efforts do not cross the perceived thresholds between the medical and the main campus. We should rediscover what our 19th century colleagues understood as translational science, the connection of medicine to the core basic sciences of physics, chemistry, biology, and engineering. I am delighted that this center will provide an opportunity for researchers in the Department of Neurology to connect with experts in cell and genome research.

Sincerely,

Stefan-M. Pulst, M.D., Dr. med.
Professor and Chair

SMP/Iht

022-SMP-2011



Wesley I. Sundquist, Ph.D.
(801) 585-5402
wes@biochem.utah.edu

Department of Biochemistry
15 N Medical Dr. East, Rm 4100
Salt Lake City, Utah 84112-5650
Phone (801) 581-2117
Fax (801) 581-7959

July 29, 2011

Charles A. Wight, Ph.D.
Dean, The Graduate School
University of Utah
302 Park Building

Dear Chuck:

I am pleased to express my support for Andres Villu Maricq's proposal to establish a Center for Cell and Genome Science (CCGS) here at the University of Utah. I agree completely with the thrusts of the arguments that he has put forth in the proposal document. Biology really has reached a point where the key breakthroughs are increasingly being made by interdisciplinary studies that incorporate expertise in biology, chemistry, math, engineering and physics to enable "systems biology" approaches, including high-throughput genomics, high resolution imaging, and sophisticated data analyses. I am convinced that the CCGS will contribute greatly toward helping such studies to flourish here at the University of Utah, and will make vital contributions toward ensuring the continuing success of our biomedical research enterprise, and our ability to provide excellent training for the next generation of successful young life scientists.

The CCGS has an outstanding leadership team in place (Maricq, Erik Jorgensen and Markus Babst) and they have already contributed significantly to the successful recruitment of excellent junior faculty members in Biology, Chemistry and Physics. They propose a very sensible operation plan that includes the creation of new space for laboratories and core facilities, a program for placing "Core" CCGS faculty into that space (while retaining primary departmental appointments), and an inclusive plan for "Associate" CCGS membership that will provide faculty members from across our campus with access to the physical and intellectual resources of the Center. I envision that faculty within our own Department of Biochemistry and across the entire Health Sciences Campus will take advantage of (and contribute to) the Center, and that the CCGS will be a great asset for the entire campus.

Sincerely,

Wesley I. Sundquist
H.A. and Edna Benning Presidential Professor and
Co-Chair of Biochemistry



July 27, 2011

Charles A. Wight, Ph.D.
Dean, The Graduate School
University of Utah
302 Park Building


re: Center for Cell and Genome Science (CCGS)

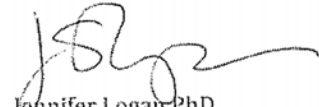
Dear Dr. Wight:

This letter serves to confirm our enthusiastic support for the formal confirmation of the Center for Cell and Genome Science (CCGS) under the University of Utah's policies recognizing Centers, Institutes and Bureaus (March 2000). The explosion of knowledge in the life sciences is nowhere better evident than in genomics, proteomics and metabolomics. It should be apparent to anyone reading this letter that interdisciplinary team science will be mandatory for any academic institution that expects to maintain and enhance a frontline position in the 21st century. Interdisciplinary science will thrive in those environments that consciously facilitate such interaction. The proposed CCGS, by virtue of its stated central goals, will contribute substantially to the ability of the University of Utah to be a true center of excellence in basic cell biology research by providing innovative investigators with an atmosphere conducive to top-quality scientific research. Indeed, Dr. Maricq and colleagues have already demonstrated a sustained trajectory of success. We would point out that the extant core Center faculty have already secured approximately \$13M in funding toward a major renovation of recently vacated campus space for this Center.

This emphasis on multidisciplinary research is also in progress in the University of Utah Health Sciences Center (UUHSC), notably in the Brain Institute, Woman and Child Institute and the Huntsman Cancer Institute. As the Directors of the UUHSC Program in Personalized Health Care (PPHC) we are actively facilitating interdisciplinary collaborations across the entire University and Utah communities and see tremendous potential for the CCGS and PPHC working together to translate discoveries in basic biologic science into health care advances for Utah in particular and society in general.

Thank you in advance for your consideration.


Michael Varner MD
Interim Director


Jennifer Logan PhD
Program Director

Program in Personalized Health Care
University of Utah Health Sciences Center



Charles A. Wight, Ph.D.
Dean, The Graduate School
University of Utah
302 Park Building

July 25, 2011

Dear Dr. Wight,

I write to enthusiastically support the Center for Cell and Genome Science, which was recently established by Dr. Andres Villu Maricq in the Department of Biology. The Center brings together scientists from a variety of disciplines to tackle fundamental problems in the biological sciences with an emphasis on quantitative approaches and cutting edge imaging technology. Dr. Maricq has already successfully partnered with several departments in the College of Science to recruit a cohort of talented and ambitious young faculty. The Center will stimulate cutting edge research in cell biology, as well as foster transdisciplinary education of undergraduate and graduate students in this important area. There has been much talk of how to encourage collaboration and increase competitiveness in important research areas. Here is an approach that will have a real impact.

I am thrilled that there is such widespread support for this exciting and innovative initiative. I see the Center serving as an important link between the College of Science and the School of Medicine. It will complement existing strengths on the health sciences campus, and will bring new disciplines such as Chemistry, Physics and Mathematics into the fold. This will significantly strengthen and enhance cell biology research at the University of Utah.

I am particularly excited about the focus on new imaging approaches to probe the workings of the cell, such as subdiffraction microscopy. Our department is recruiting new faculty in the area of neuroscience, and we have already hired faculty with expertise in genomics, epigenetics, and imaging. I anticipate plenty of opportunity for productive interactions with the faculty of the CCGS.

Sincerely,

Monica L. Vetter
Professor and Chair
Department of Neurobiology and Anatomy



John A. White, PhD
Executive Director
Professor of Bioengineering,
USTAR Investigator

August 9, 2011

Charles A. Wight, Ph.D.
Dean, The Graduate School
University of Utah
201 Presidents Circle
Park Building Room 302
Salt Lake City, UT 84112-9016

Dear Dr. Wight,

I am writing in strong support of the Center for Cell and Genome Science (CCGS), to be directed by Professor of Biology A. Villu Maricq. The CCGS will create a collaborative environment in which cell biologists, geneticists, computer scientists, mathematicians, chemists, and physicists can work together to transform the experimental approaches available to study cellular function. New tools will lead to new knowledge that will stimulate technological and pharmaceutical innovation in the health sciences. The CCGS promises to benefit biological sciences campus wide.

As Executive Director of the Brain Institute, I can speak firsthand to the strengths of interdisciplinary research and training centers and to the unique challenges they present. In order for faculty members to collaborate sustainably across disciplines, they must have an academic home that transcends departmental silos. The CCGS proposal is well conceived and provides for ongoing funding (15% of indirect costs on center-managed grants); protected research time for core faculty (faculty can reduce their teaching load by half if they raise 50% of their salaries from grants); and a central facility where the faculty and their trainees can interact daily (planned renovated space in the George Thomas Building). The CCGS has already been successful in recruiting excellent core faculty from within and outside of the U, and in creating a new course (Optics in Biology—High Resolution Imaging) that will train students from many departments.

Official center designation for the CCGS will undoubtedly enhance the research and training environment at the U of U. I look forward to future interactions between Brain Institute and CCGS faculty, several of whom were hired under the same USTAR initiative—Nanoscale and Biomedical Photonic Imaging—to push resolution barriers and develop new probes that will enable us to study cellular function and disease processes in a whole new light.

Sincerely,

John A. White, Ph.D.
Executive Director of the Brain Institute
USTAR Professor of Bioengineering

383 Colorow Drive, Room 307
Salt Lake City, Utah 84108
(801) 587-1200 phone
john.white@utah.edu email
brain.utah.edu web



The University of Utah
Department of Physiology

August 8, 2011

Charles A. Wight, Ph.D.
Dean,
The Graduate School
University of Utah
302 Park Building

RE: *Center for Cell and Genome Science*

Dear Dr. Wight:

I have read with considerable interest the proposal by Dr. Villu Maricq for a University *Center for Cell and Genome Science*. I have also read the enthusiastic letters of support from SVP Pershing and Dean Sokolsky. I will not repeat what they have said, but as Chair of the Department of Physiology, a basic science department in the School of Medicine, I wish to add my strong and unequivocal support for this endeavor.

Although the Department of Physiology is not directly involved in the *Center for Cell and Genome Science*, I am hopeful that the continued evolution of the *Center* will facilitate interactions across the University. We have several faculty members in our Department that could benefit from collegial and collaborative interactions with the founding members of the *Center*. Research in my own laboratory, for example, is directed at mechanisms of - and potential therapies for - acquired epilepsy, and involves cell- and systems-level studies on animal models after experimental brain injury; we strongly believe that the *Center* could facilitate mechanism-based research that could in turn have great impact at a translational level.

In conclusion, the proposal by Dr. Villu Maricq for a University *Center for Cell and Genome Science* has my full support. Please contact me if you have any questions.

Sincerely,

F. Edward Dudek, Ph.D.
Professor and Chair

Department of Physiology
University of Utah School of Medicine
420 Chipeta Way, Suite 1700
Salt Lake City, Utah 84108
Phone (801) 587-5800
Fax (801) 581-3476

Application for Center Status
for
The Center for Cell and Genome Science

Submitted by:

Andres Villu Maricq
Professor of Biology
Director, Center for Cell and Genome Science
(April, 2011)

Section I: Request

Timeliness and opportunity

We propose to establish an interdisciplinary Center for Cell and Genome Science (CCGS) that brings unique focus to fundamental questions in biology and medicine. Recent technological developments in chemistry, physics and engineering provide new strategies to tackle pressing problems in cell biology. The CCGS will provide a dynamic new environment to develop and pursue multidisciplinary strategies to visualize, probe and manipulate the microscopic workings of cells. Our ambition is to understand how genetic information is translated into the molecular works of the cell, and how this machinery is arranged and controlled to build cells with unique functions. The CCGS will partner with existing departments in the College of Science, the College of Engineering and the School of Medicine.

The Mission of the CCGS

The Center has three central goals:

- 1) Focus on the creation of an interdisciplinary environment in which cell biologists, geneticists, mathematicians, chemists, physicists and other scientists can work together to further research targeted to understanding the molecular machinery that contributes to cellular function. We envision an enriched environment that will drive cutting edge research, promote new interactions between faculty, open new areas of inquiry and generate competitive proposals for external funding.
- 2) Work to contribute to educational and research training experiences for University of Utah undergraduate students, graduate students and post-doctoral fellows. The Center, comprising faculty dedicated to interdisciplinary scientific research, can make a significant contribution to the University's goal of providing outstanding teaching and research training.
- 3) Establish core facilities for optical microscopy and subdiffraction microscopy.

Section II: Need

A major revolution is underway in the biological sciences. This revolution began with advances in molecular biology that allowed the cloning and manipulation of pieces of the genetic code. The rapid development of new techniques in genomics has already led to the complete DNA sequences of many different organisms. In the past, progress in genomic and cellular research was painfully slow. A productive laboratory might identify and characterize a gene product every year or two. Now, all of the genes have been identified in many different organisms! A veritable information explosion has occurred in the past three years, and the quantity of information continues to increase in an exponential fashion. In the upcoming decades, scientists will stand on this genomics platform, poised to tackle fundamental problems in biology. The challenge is to understand how the approximately 30,000 genes in most organisms

contribute to the development and function of cells and organs. Biologists alone cannot meet this challenge. Mathematicians, bioinformaticians and computer scientists will help understand gene regulatory networks and control of cell function and differentiation, physicists will help understand the nanoscopic world of the interior of the cell, engineers will help design new strategies to peer into the workings of cells using subdiffraction limit microscopy, and chemists will help design new methods to label the molecular machinery so that we can follow the workings of the cell.

With this revolution in techniques and knowledge, major restructuring and expansion is being considered in many universities in the United States. For the University of Utah to maintain a frontline position in this scientific revolution, it must keep pace with the evolution and expansion of new developments in genomics and cell biology and develop a strategy to attract the best scientists. The Center for Cell and Genome Science will be well positioned to assist the University by providing innovative investigators with an atmosphere conducive to top-quality scientific research. Acknowledged scientific leadership in these areas will provide additional benefits to the University in recruitment and enhanced opportunities for students, as well as increasing potential for successful fundraising activities. Center-associated faculty will contribute significantly to the training of students at all levels for the challenges and opportunities present in industry and academia. The University of Utah has strong departments in Center-allied fields of chemistry, physics, mathematics and engineering. These strengths will help the Center complement existing strengths in the School of Medicine and associated departments, and make unique contributions to research and teaching at the University of Utah. By uniting existing and new faculty with a common interest in understanding the genetic and molecular bases of cellular function the Center will promote truly interdisciplinary research and education.

In summary, for the University of Utah to successfully train the next generation of students and scientists, research programs and faculty need to meet the challenges of the rapidly evolving postgenomics world. The Center for Cell and Genome Science will contribute to the education and training of both undergraduate and graduate students in the techniques, strategies and theory of the new biology. The Center will prepare students and scientists for careers in academia, biotechnology and industry in the 21st century. By providing a dynamic and interactive research environment, the Center will foster scientific interactions, promote new research, training and education, and help scientists obtain external research funding.

Section III: Institutional Impact

Governance. Day-to-day operational guidance for the Center will be provided by a Directorate consisting of the Center Director plus two faculty elected bi-yearly by a majority of Center-associated faculty members. The initial committee will consist of Dr. Andres Villu Maricq, Dr. Erik Jorgensen and Dr. Markus Babst, the founding members of the Center. Monthly faculty meetings supplemented by a proposed quarterly newsletter will provide CCGS members with information on the Center's status as well as ongoing activities and successes of Center personnel. A CCGS website will also provide information – for example, news, schedules and faculty research updates. The Center will institute a monthly seminar series in the College of Science beginning Fall, 2011. Each month, the faculty will meet over “faculty lunch”, providing an informal setting to discuss new ideas and research directions, and to develop new research directions and grant proposals. Finally, the Center will have a yearly faculty retreat to discuss research directions and progress. We will invite an outside expert to this meeting who will provide written feedback about the Center.

The Center Directorate will report to the Dean of the College of Science and through the Dean to the

Senior Vice President for Academic Affairs.

Faculty. The Center for Cell and Genome Science has the potential to enhance the research and teaching of departments in the College of Science. Through new faculty lines awarded by the Central Administration, the Center will assist in recruitment of junior faculty to existing departments. These new faculty will participate in the Center and provide bridges to their home departments, thus extending the impact of the Center and helping recruit existing scientific talent in the College of Science to contribute to the mission of the Center. Under this partnering arrangement, all teaching, tenure and service decisions will ultimately rest with the home department. Faculty members associated with the Cell Center will be drawn from the Departments of Biology, Chemistry, Physics, Bioengineering and Mathematics. So far, we have successfully assisted in the recruitment of the following new junior faculty: Dr. Julie Hollien (2007, Biology), Dr. Richard Clark (2007, Biology), Dr. Michael Vershinin (2009, Physics), Dr. Saveez Saffarian (2009, Physics), Dr. Mark Ji (2010, Chemistry), Dr. Jennifer Heemstra (2010, Chemistry).

All Center faculty members will be expected to conduct basic research and to maintain productive laboratories. In addition, faculty members will all be expected to train undergraduates in research, to mentor graduate students and to contribute to an atmosphere of scholarship and research. Faculty who do not meet these expectations, or whose research interests significantly change and who no longer need the Cell Center environment, will return to their home departments following negotiations between the Cell Center, the home department Chair, and the individual faculty member.

Associate Center Faculty. As the Center and the Center's core facilities become established, we will recruit associate faculty from existing departments. A standing committee of the CCGS will determine membership. We envision that associate members will benefit the CCGS and the University of Utah in two ways. First, it will provide a larger faculty base for the Center and promote scientific cross-pollination; second, it will provide access to state-of-the-art genomics and imaging instrumentation for the greater scientific community.

Education. Given the explosive growth in the fields of genetics and cell biology, it is clear that the proposed Center, with its interdisciplinary approach, will provide new educational opportunities to students at all levels. In consultation with home departments, new courses will be developed (e.g., a CCGS/Physics, Dr. Saveez Saffarian, has developed a new interdisciplinary biophysics courses: Optics in Biology – High Resolution Imaging). Students from all departments on campus will be offered opportunities to participate in both classes and laboratory experiences taught by faculty who bring unique viewpoints and experimental techniques to bear on modern scientific questions. The Center will help expose students to the most up-to-date scientific methods in emerging fields, which will directly benefit the University, as well as the biotechnology industry that is indirectly supported by the University.

Timeliness. The genomics revolution is happening now. The Center for Cell and Genome Science can make major contributions to the University community to take advantage of new technological advances, to develop new research paradigms and to provide new educational opportunities.

Section IV: Finances

Operation. Operational and administrative funds for the Center will be provided by 15% returned overhead from grants generated by Center faculty members. This arrangement was developed with the Dean of the College of Science and the Senior Vice President for Academic Affairs and *does not impact returned overhead to colleges or departments.*

Administrative staff support is provided by the Director's assistant, and funded by the returned overhead to the CCGS. Secretarial support for individual faculty members is provided by the home department. Staff adjustments will be made as workload requires and finances permit.

Initially, accounting services for the management of the Cell Center account will be provided by the Department of Biology. We envision as the CCGS grows, Center-specific accounting will be handled by the CCGS.

Long-term, the goal will be to supplement initial funding from additional sources, including program project and training grants. Another goal is the development of an endowment that can be used to offset the costs of operating the Center.

Faculty. Existing Cell Center faculty will work in conjunction with selected academic departments to assist with the recruitment of faculty members whose interests make them candidates for Center affiliation. New faculty members will be hired into the appropriate academic department in the University, which will provide salary, appropriate administrative support and research facilities. All teaching, tenure and service decisions will be made by a faculty member's home department.

Faculty members will be expected to maintain a vigorous research program funded through outside sources. As agreed to by the participating department Chairs, the Deans of the Colleges of Engineering and Science, and the Senior VP for Academic Affairs, participating faculty will have the opportunity to partially reduce (50% load) their teaching load by providing 50% of their annual salaries from their research grants. This flexible arrangement provides opportunity and incentive for faculty to apply for additional external funding and should also make the Center competitive in hiring faculty – many of our candidates have offers from Cell Biology Departments at Schools of Medicine.

Building/facilities. Scientific progress depends on the availability of adequate resources and providing an atmosphere conducive to intellectual interactions. At this time, Center faculty will be physically located in home departments at various locations on campus. To promote the sense of cohesiveness and purpose among faculty members envisioned for the Cell Center, meetings, journal clubs and retreats will be arranged. As the Center develops, shared resources and scientific initiatives will both assist in fundraising and contribute to collegial interactions.

An essential long-range goal will be to bring core Center faculty together in a dedicated space on campus. At this time we plan on renovated space in the George Thomas Building. Two rounds of architectural input (feasibility studies and Pre-programming) have helped develop a new vision for this venerable building.

Generous lead donor support by Gary Crocker has launched an aggressive campaign for additional donors as well as support from the State of Utah.

Summary. The Center Director is committed to working with the Dean of the College of Science, the Senior Vice President for Academic Affairs and other relevant University Administration officials to procure the necessary funding for the establishment of the Center. By establishing and nurturing a new interdisciplinary Center for Cell and Genome Science dedicated to research and teaching excellence, the University of Utah will gain national and international recognition, support from Utah business and industry, and the continued inflow of indirect costs income that will help the University advance its mission of education, training and research.

APPENDIX

Existing Faculty

Dr. Andres Villu Maricq (Biology)

Dr. Erik Jorgensen (Biology)

Dr. Markus Babst (Biology)

New Faculty

Dr. Julie Hollien (2007, Biology)

Dr. Richard Clark (2007, Biology)

Dr. Michael Vershinin (2009, Physics)

Dr. Saveez Saffarian (2009, Physics)

Dr. Mark Ji (2010, Chemistry)

Dr. Jennifer Heemstra (2010, Chemistry)

Next search: Fall 2011. Partnering department to be determined.



*Please forward
David W. Pershing
5/5/11*

*Approved
m...
5/9/11
Please forward*

28 April 2011

David W. Pershing
Senior Vice President for Academic Affairs
205 Park
Campus

Dear Vice President Pershing,

Enclosed is the proposal for the name change for the MS in Pharmacotherapy to MS in Pharmacotherapy Outcomes Research & Health Policy which was approved by the Graduate Council on April 25, 2011. Included in this packet are the proposal, support letters and signature page.

Please forward this proposal to the Academic Senate to be placed on the calendar for the next meeting of the Senate.

Sincerely,

Charles A. Wight
Dean, The Graduate School



UNIVERSITY OF
UTAH COLLEGE OF
PHARMACY

11116/10

Charles A. Wight, PhD
Dean, The Graduate
School
302 Park Building
201 South Presidents Circle
Salt Lake City, UT 84112

Dear Dean Wight,

As outlined in the attached document, the Department of Pharmacotherapy is requesting that the departmental MS degree in Pharmacotherapy be changed to MS degree in Pharmacotherapy Outcomes Research & Health Policy to match our officially approved (April 2010) PhD program, which offers a PhD in Pharmacotherapy Outcomes Research & Health Policy.

If you have any questions or would like further information, please do not hesitate to contact me or our Academic Program Coordinator, Sara Ray. Thank you in advance for your consideration of the request.

Sincerely,

A handwritten signature in black ink, appearing to read "Diana Brimer", written over a horizontal line.

Diana

Brimer, RPhD
Professor and Chair
Department of Pharmacotherapy
Executive Director Outcomes Research Center
Work Phone: 801 581-3182

Department of Pharmacotherapy
30 South 2000 East, Room 258
Salt Lake City, Utah 84112
Phone 801-581-5941
Fax 801-585-6160

UNIVERSITY OF UTAH NAMECHANGES OF PROGRAMS
SORAD STRATEGIC PLAN

Name changes of existing programs or administrative units are approved by the Graduate Council and subsequently by the Academic Senate and the Board of Trustees. Name changes are sent as information items to the Board of Regents.

To submit a request for name change, complete the following information (on a separate sheet) and submit to David Chapman, Dean of the Graduate School, 310 Park Building. The request will be considered at the next scheduled meeting of the Graduate Council, which meets monthly during the academic year.

1. Request- Briefly describe the change.

The Department of Pharmacotherapy requests that the name of the MS degree in Pharmacotherapy be changed to an MS degree in Pharmacotherapy Outcomes Research & Health Policy. On April, 2010 the Board of Regents approved our proposed PhD in Pharmacotherapy Outcomes Research & Health Policy program. We are now requesting that the MS program in the Department be changed to show consistency with the PhD program: MS in Pharmacotherapy Outcomes Research & Health Policy.

2. Need-Refer to your program mission. Indicate why the change is justified. Reference need or demand data if appropriate.

The primary reason for this change is to make consistent the name of the MS degree program and the name of the PhD degree program. While the mission of this MS program remains unchanged, the new name better reflects the academic discipline.

3. Institutional Impact- Will the proposed recommendation affect enrollments the proposed recommendations affect existing administrative structures? What (new) faculty, physical facilities or equipment will be impacted?

There should be little, if any, institutional impact. Physical facility and equipment requirements remain unchanged.

4. Costs -What costs are anticipated? Describe any budgetary impact, including cost savings, on other programs or units within the institution.

At this time, the only anticipated costs include printing of revised brochures, which is minimal.

5. Practice Elsewhere - Cite trends in the discipline. Provide a summary or compilation of names used in peer institutions.

It is generally accepted and expected that an MS and PhD offered in the same discipline and the same program from one department have the same name.

6. Changes, if any, in precise names of degrees offered.

Change name of MS degree in Pharmacotherapy to MS degree in Pharmacotherapy Outcomes Research & Health Policy.

7. Changes, if any, in catalog prefix descriptions, course designations, etc.

PCTH is the current catalog prefix; no changes will be made to the catalog prefix.

SIGNATURE PAGE TO ACCOMPANY PROPOSALS PROVIDING BOARD NOTIFICATION. This signature page, with all appropriate signatures included, must be attached to proposals submitted for Board notification.


Institution Submitting Proposal: Department of Pharmacotherapy


College, School or Division affected: Pharmacy

Change Description: Title only - MS degree in Pharmacotherapy Outcomes Research & Health Policy (previously MS in Pharmacotherapy)


Proposed Beginning Date: Fall 2011

Institutional Signatures (as appropriate):


Department Chair


Dean or Division Chair


Chief Academic Officer


President

5/9/11
Date



Robert W. Payne
Associate General Counsel

Memorandum

To: Senate Executive Committee
From: Robert Payne
Date: July 22, 2011
Re: Rule R1-007A

Attached, please find proposed Rule R1-007A, which relates to demonstration and picketing activities at health care facilities, as a specialized application of the general principles of the University Speech Policy (Policy 1-007). This proposed rule was implemented by President Young as an interim rule last April. I have attached the interim rule which currently resides in the Regulations Library as well as the cover memo from President Young which describes the circumstances that necessitated the interim rule.

The attached permanent Rule is in nearly identical form to the interim rule. The only changes that have been made are renumbering of the rule from an interim rule to a permanent rule and eliminating a description of the interim status.

The process for Rules adopted in an interim status is described in Policy 1-001. In essence it provides that (i) "in extraordinary circumstances calling for urgent action" the President may implement an interim Rule without Senate consultation, (ii) at the next opportunity such an interim Rule must be brought to the Executive Committee for processing, and (iii) the Executive Committee shall then determine whether the interim Rule is to be made permanent with, or without approval by the full Senate. More specifically, Policy 1-001(III)(A)(4)(C) allows the Executive Committee to put a Rule into effect without full Senate consideration and approval if the Rule does not "directly or significantly affect... the University's academic missions." The attached Rule does not change basic University policy regarding free speech (as reflected in Policy 1-007) but simply clarifies the time, place and manner restrictions that apply to demonstrations at and around University health care facilities. As such, it is our suggestion that this Rule does not directly or significantly affect the University's academic mission. If the Executive Committee agrees with this analysis, we ask that you make the determination that the Rule can be made permanent without Senate approval.. Alternatively, if you conclude that the Rule does indeed directly and significantly affect the University's academic mission, please forward the rule to the Senate for its consideration and approval, per Policy 1-001.

Office of General Counsel
309 Park Building
201 S Presidents Cir Rm 309
Salt Lake City, Utah 84112-9018
(801) 585-7002
FAX (801) 585-7007

Rule R1-007A: Demonstrations and Picketing at Health Care Facilities (Revision 0) [Effective date: upon approval]

I. Purpose

The purpose of this Rule is to facilitate the free exchange of ideas while creating a health care environment that is comforting and safe for patients and protects patients and their relatives from unwanted encounters, confrontations and unwarranted invasions of personal privacy.

II. Definitions

- A. Demonstrations and Picketing: This term as used in the ~~interim~~ Rule shall include all free speech activities including: demonstrating; picketing; bannering; passing out handbills, leaflets, petitions or other written materials; and canvassing, counseling and other personal free speech interactions.
- B. Health Care Facility: This term shall mean any University of Utah building regularly visited by patients for the purpose of obtaining medical advice and services.

III. Rule

- A. Demonstration and Picketing Permitted: Consistent with the University's general Speech Policy 1-007, groups and individuals wishing to express their ideas in the vicinity of a University Health Care Facility are free to do so in any area and in any manner that is consistent with Policy 1-007 and this Rule. The University of Utah will assist groups and individuals in locating appropriate areas for demonstrating and picketing that provide a clear and unobstructed view of the demonstration activities by employees, patients and visitors to the Health Care Facility while also meeting the reasonable and appropriate time, place and manner restrictions in Policy 1-007 and this Rule.
- B. Additional Time, Place and Manner Restrictions at Health Care Facilities: In addition to the general time, place and manner restrictions contained in Policy 1-007, any group or person desiring to demonstrate at a Health Care Facility shall abide by the following restrictions:
 - 1. No Demonstrating or Picketing Inside Health Care Facilities. No groups or individual may engage in any demonstrating or picketing activities inside of a Health Care Facility.
 - 2. Buffer Zone: No group or individual may engage in any demonstration or picketing activities within one hundred (100) feet of any entrance door to a Health Care Facility.
 - 3. Patient Walkways to Health Care Facilities: Beyond the Buffer Zone, no group or individual may engage in any demonstrating or picketing activities within eight (8) feet of a sidewalk or other walkway that provides primary access between a patient parking

area and a Health Care Facility. No group or individual may engage in any demonstrating or picketing activities within eight (8) feet of a sidewalk or other walkway that provides primary access between the Health Care Facility and a public or University bus stop providing public transportation access to the Health Care Facility.

4. Roads, Driveways & Sidewalks. No group or individual may engage in any demonstrating or picketing activities that block or impede access along any other roads, driveways or sidewalks accessing the Health Care Facility.
5. Landscaping. No group or individual may engage in any demonstrating or picketing activities within landscaping areas because of possible damage to plants, flowers and other foliage. Demonstrating and picketing activities are allowed on grass areas.

IV. References


A. Policy 1-007: University Speech Policy

- V. History: This Rule was first put into effect by the University's President as Interim Rule R1-007A on April 20, 2011. It was subsequently adopted as a regular Rule, which was approved by the Senate Executive Committee on behalf of the Academic Senate during the summer recess, August 15, 2011.

MEMORANDUM

DATE: April 20, 2011

TO: Jeff West, IPC Committee Chair
Senate Executive Committee

FROM: Michael K. Young 

SUBJECT: Regulations Library, Interim Rule R-1007A

Attached, please find Interim Rule R1-007A. I am requesting the IPC to put this Interim Rule into effect immediately pursuant to the authority of Policy 1-001(III)(4)(d). Extraordinary circumstances require that this rule be implemented on an interim basis prior to presentation to the Executive Committee, and/or without the prior approval by or consultation with the Senate as explained below/

A group from the Carpenters Union is currently engaged in protesting activities at the Huntsman Cancer Institute (HCI). These activities are occurring directly in front of HCI where our patients are arriving for, and departing from, their care. The close proximity of the protesters is inhibiting our regular activities with patients and is very upsetting to the patients. The Carpenters Union has refused the University's requests to move their protest out of the immediate vicinity.

Although I believe that our current Policy 1-007 provides adequate guidance and prohibits the protesting activities in their current location, I think it will be helpful to have the attached rule to clarify the University's expectations in the health-care setting. Because of this urgent problem, I believe it is necessary to promulgate this rule immediately as an interim rule. However, I have also requested the Office of General Counsel to present this interim rule to the Executive Committee of the Senate and to the Senate for promulgation as a permanent rule through the normal rule-making process.

MKY/lm
Attachment

Interim University Rule R1-007A: Demonstrations and Picketing at Health Care Facilities

I. Purpose

The purpose of this rule is to facilitate the free exchange of ideas while creating a health care environment that is comforting and safe for patients and protects patients and their relatives from unwanted encounters, confrontations and unwarranted invasions of personal privacy.

II. Definitions

- A. **Demonstrations and Picketing:** This term as used in the interim rule shall include all free speech activities including: demonstrating; picketing; bannered; passing out handbills, leaflets, petitions or other written materials; and canvassing, counseling and other personal free speech interactions.
- B. **Health Care Facility:** This term shall mean any University of Utah building regularly visited by patients for the purpose of obtaining medical advice and services.

III. Rule

- A. **Demonstration and Picketing Permitted:** Consistent with the University's general Speech Policy 1-007, groups and individuals wishing to express their ideas in the vicinity of a University Health Care Facility are free to do so in any area and in any manner that is consistent with Policy 1-007 and this Rule. The University of Utah will assist groups and individuals in locating appropriate areas for demonstrating and picketing that provide a clear and unobstructed view of the demonstration activities by employees, patients and visitors to the Health Care Facility while also meeting the reasonable and appropriate time, place and manner restrictions in Policy 1-007 and this Rule.
- B. **Additional Time, Place and Manner Restrictions at Health Care Facilities:** In addition to the general time, place and manner restrictions contained in Policy 1-007, any group or person desiring to demonstrate at a Health Care Facility shall abide by the following restrictions:
 - 1. **No Demonstrating or Picketing Inside Health Care Facilities.** No groups or individual may engage in any demonstrating or picketing activities inside of a Health Care Facility.
 - 2. **Buffer Zone:** No group or individual may engage in any demonstration or picketing activities within one hundred (100) feet of any entrance door to a Health Care Facility.
 - 3. **Patient Walkways to Health Care Facilities:** Beyond the Buffer Zone, no group or individual may engage in any demonstrating or picketing activities within eight (8) feet of a sidewalk or other walkway that provides primary access between a patient parking area and a Health Care Facility. No group or individual

may engage in any demonstrating or picketing activities within eight (8) feet of a sidewalk or other walkway that provides primary access between the Health Care Facility and a public or University bus stop providing public transportation access to the Health Care Facility.

4. Roads, Driveways & Sidewalks. No group or individual may engage in any demonstrating or picketing activities that block or impede access along any other roads, driveways or sidewalks accessing the Health Care Facility.
5. Landscaping. No group or individual may engage in any demonstrating or picketing activities within landscaping areas because of possible damage to plants, flowers and other foliage. Demonstrating and picketing activities are allowed on grass areas.

IV. References

A. Policy 1-007: University Speech Policy

V. Contacts:

Policy Officer: Dean of Students or General Counsel (801) 581-7619

Policy Owner: Vice President Administrative Services (801) 581-6404

VI. History: This Interim Rule was put into effect on April 20, 2011